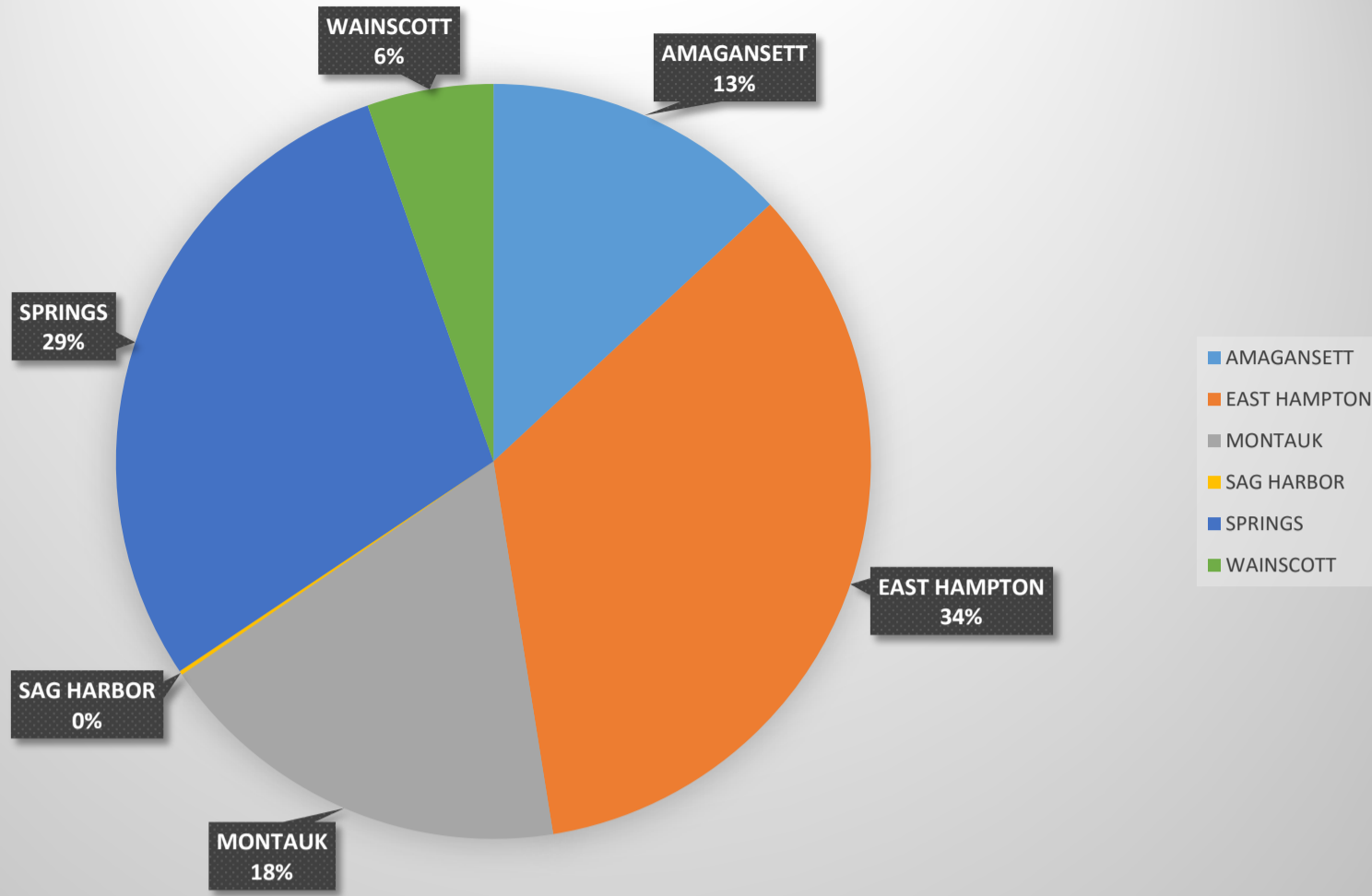
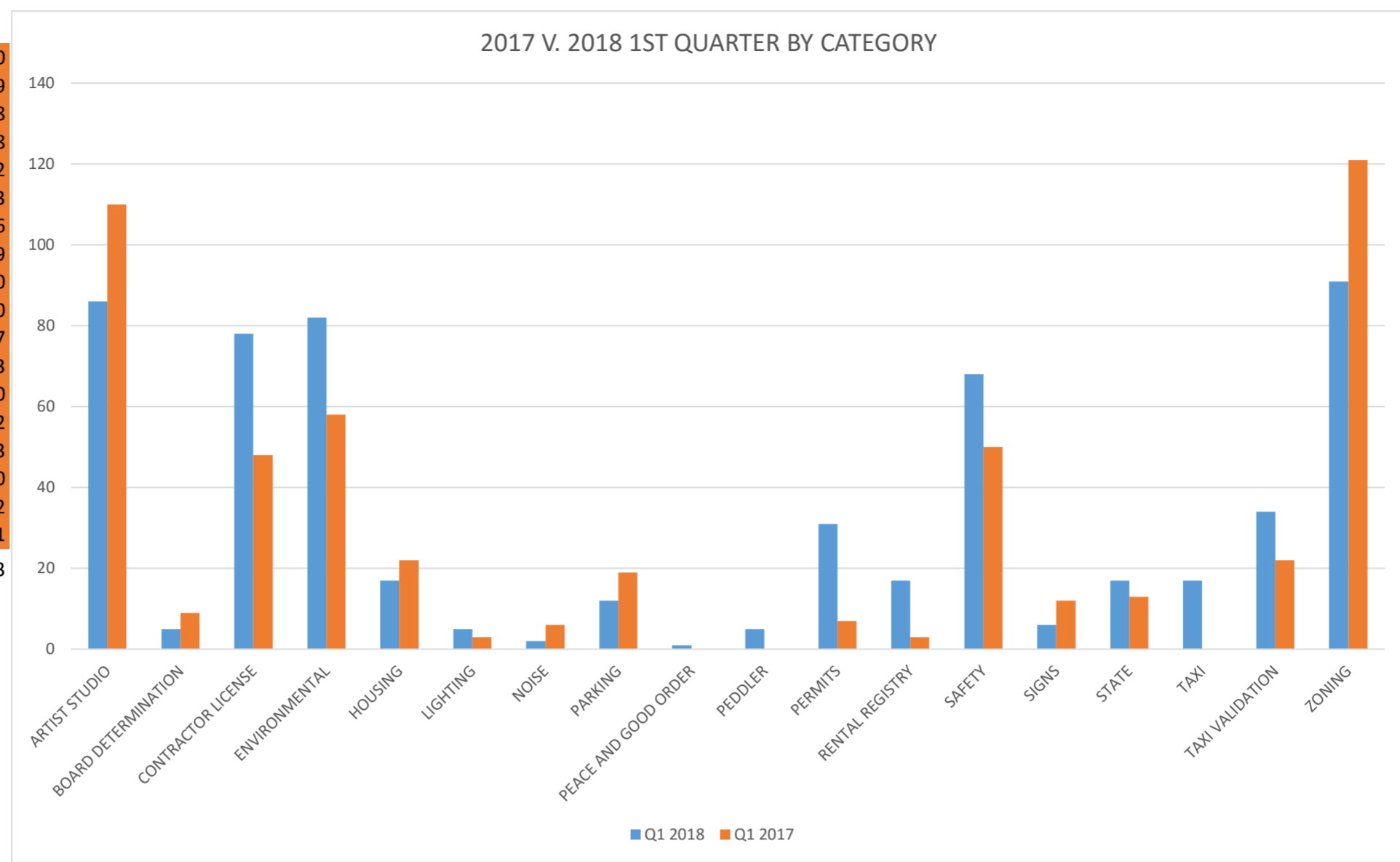


1ST QUARTERLY REPORT 2018- CASES BY HAMLET



HAMLET	
AMAGANSETT	75
EAST HAMPTON	197
MONTAUK	103
SAG HARBOR	1
SPRINGS	166
WAINSCOTT	31
TOTAL	573

CATEGORY	Q1 2018	Q1 2017
ARTIST STUDIO	86	110
BOARD DETERMINATION	5	9
CONTRACTOR LICENSE	78	48
ENVIRONMENTAL	82	58
HOUSING	17	22
LIGHTING	5	3
NOISE	2	6
PARKING	12	19
PEACE AND GOOD ORDER	1	0
PEDDLER	5	0
PERMITS	31	7
RENTAL REGISTRY	17	3
SAFETY	68	50
SIGNS	6	12
STATE	17	13
TAXI	17	0
TAXI VALIDATION	34	22
ZONING	91	121
TOTAL	574	503



HAMLET

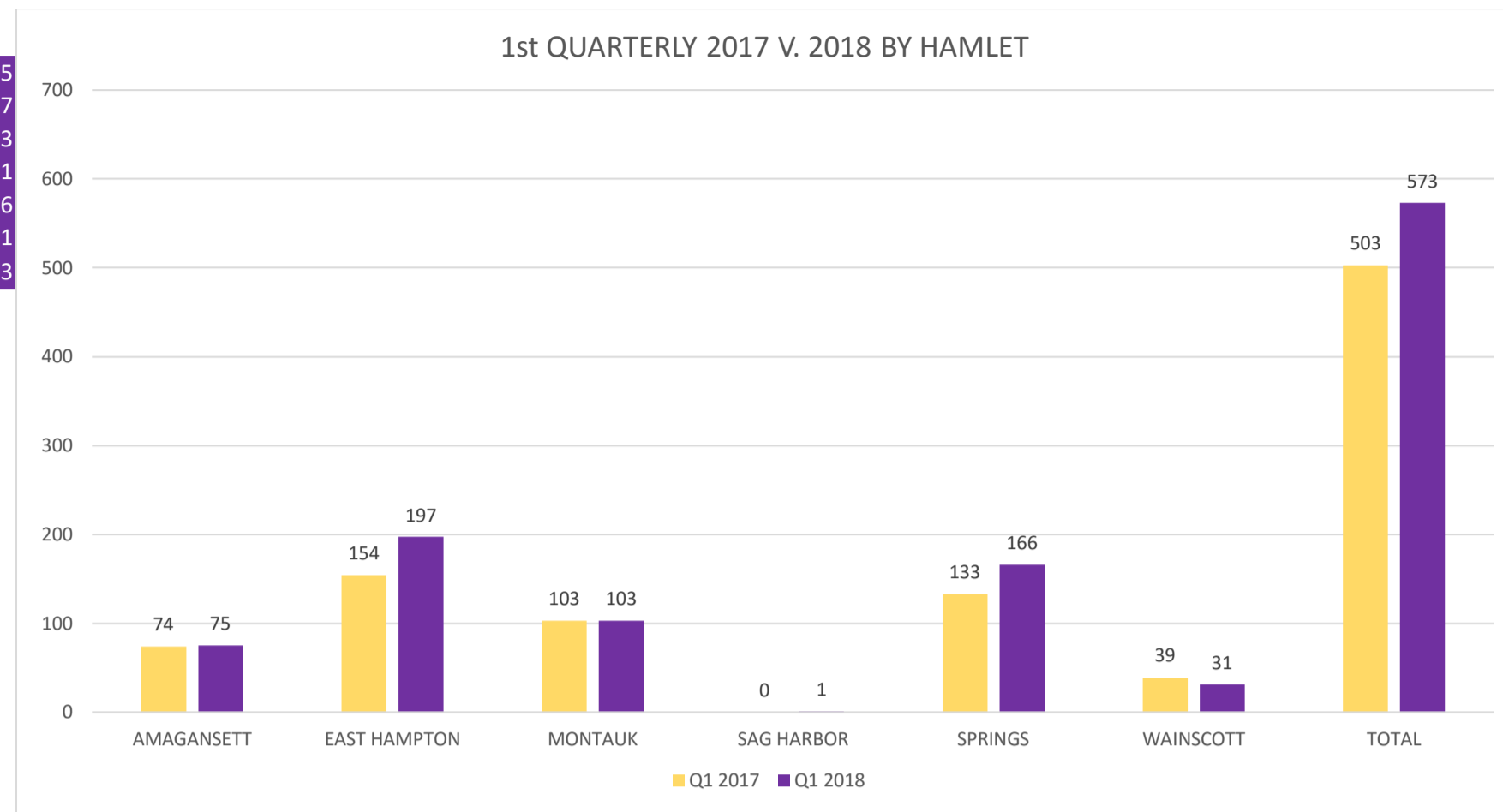
AMAGANSETT
EAST HAMPTON
MONTAUK
SAG HARBOR
SPRINGS
WAINSCOTT
TOTAL

Q1 2017 **HAMLET**

74 AMAGANSETT
154 EAST HAMPTON
103 MONTAUK
0 SAG HARBOR
133 SPRINGS
39 WAINSCOTT
503 **TOTAL**

Q1 2018

75
197
103
1
166
31
573



CATEGORY	1ST QUARTER
ARTIST STUDIO	86
BOARD DETERMINATION	5
CONTRACTOR LICENSE	78
ENVIRONMENTAL	82
HOUSING	17
LIGHTING	5
NOISE	2
PARKING	12
PEACE AND GOOD ORDER	1
PEDDLER	5
PERMITS	31
RENTAL REGISTRY	17
SAFETY	68
SIGNS	6
STATE	17
TAXI	17
TAXI VALIDATION	34
ZONING	91
TOTAL	574

