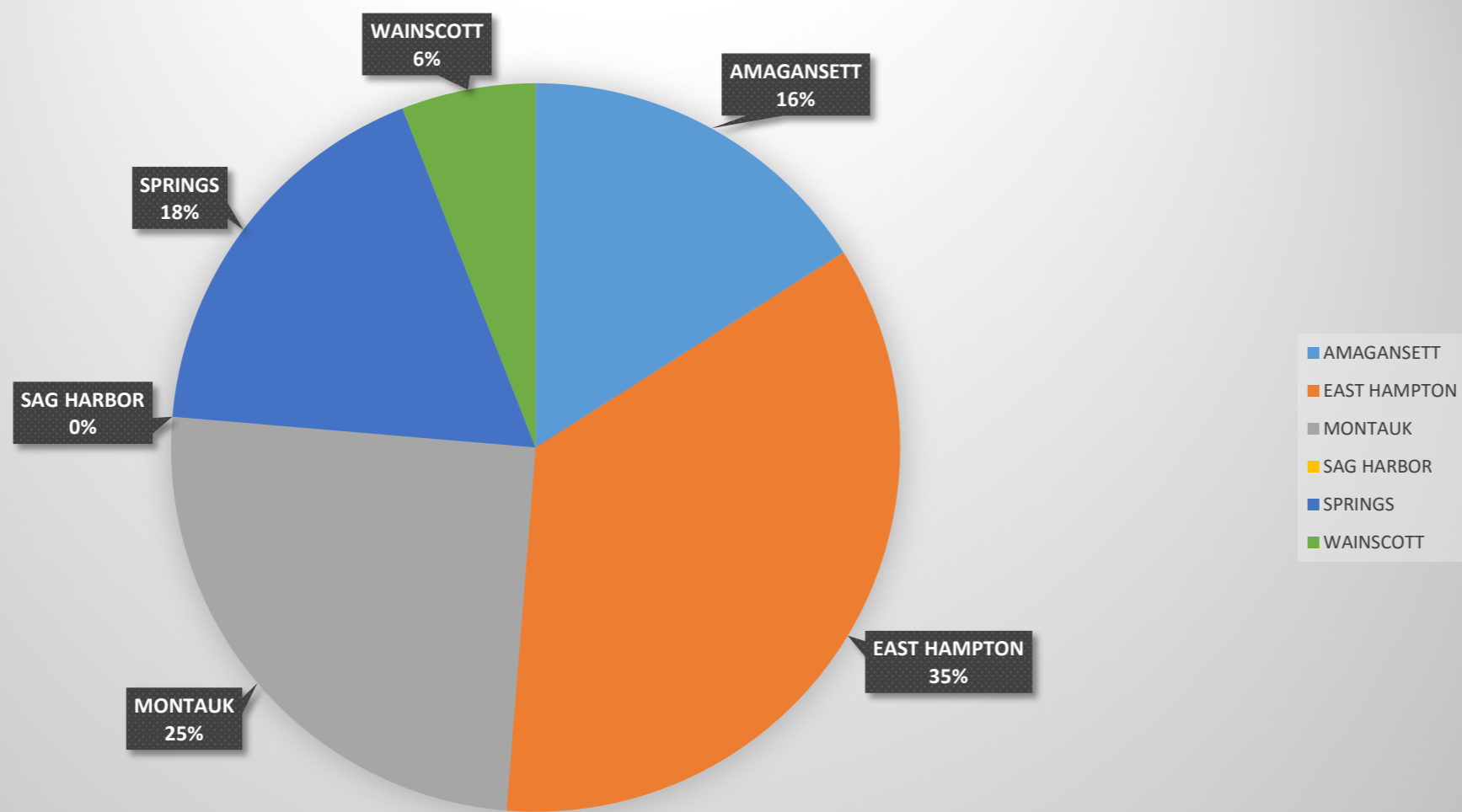


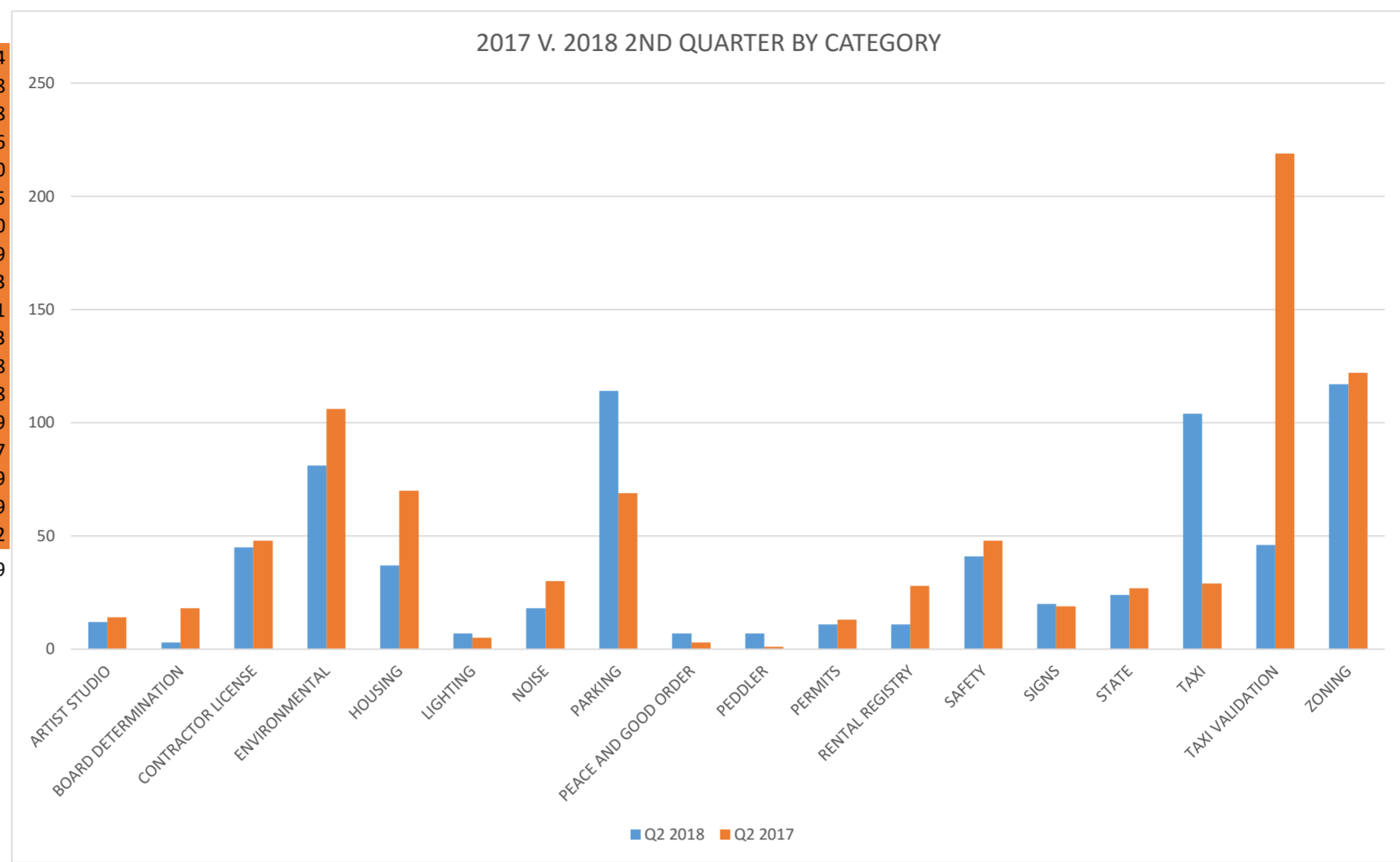
2nd QUARTERLY REPORT 2018 - CASES BY HAMLET



HAMLET

AMAGANSETT	113
EAST HAMPTON	249
MONTAUK	177
SAG HARBOR	0
SPRINGS	125
WAINSCOTT	42
<b>TOTAL</b>	<b>706</b>

CATEGORY	Q2 2018	Q2 2017
ARTIST STUDIO	12	14
BOARD DETERMINATION	3	18
CONTRACTOR LICENSE	45	48
ENVIRONMENTAL	81	106
HOUSING	37	70
LIGHTING	7	5
NOISE	18	30
PARKING	114	69
PEACE AND GOOD ORDER	7	3
PEDDLER	7	1
PERMITS	11	13
RENTAL REGISTRY	11	28
SAFETY	41	48
SIGNS	20	19
STATE	24	27
TAXI	104	29
TAXI VALIDATION	46	219
ZONING	117	122
<b>TOTAL</b>	<b>705</b>	<b>869</b>



**HAMLET**

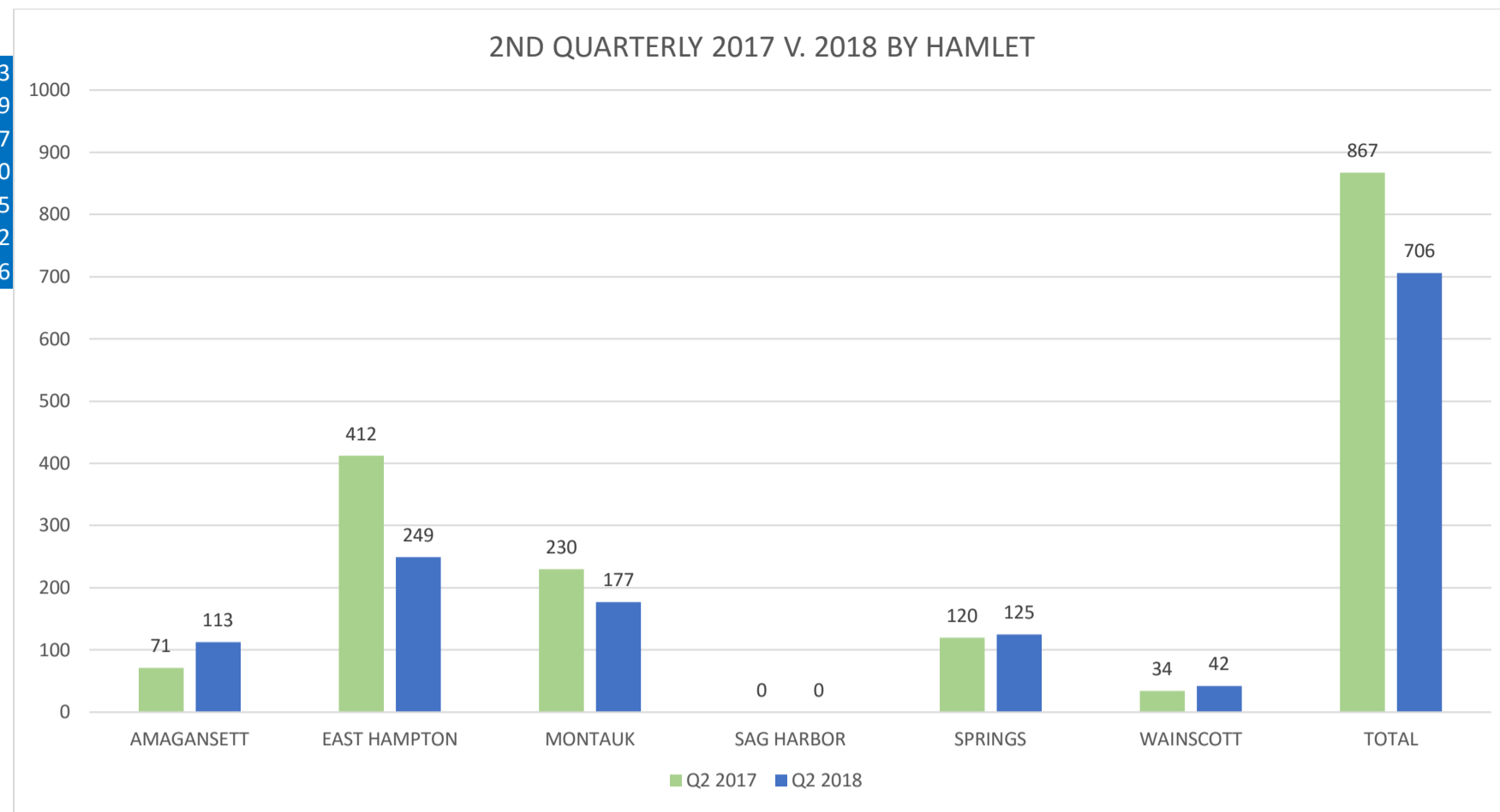
AMAGANSETT  
EAST HAMPTON  
MONTAUK  
SAG HARBOR  
SPRINGS  
WAINSCOTT  
**TOTAL**

Q2 2017 **HAMLET**

71 AMAGANSETT  
412 EAST HAMPTON  
230 MONTAUK  
0 SAG HARBOR  
120 SPRINGS  
34 WAINSCOTT  
**867 TOTAL**

Q2 2018

113 AMAGANSETT  
249 EAST HAMPTON  
177 MONTAUK  
0 SAG HARBOR  
125 SPRINGS  
42 WAINSCOTT  
**706 TOTAL**



CATEGORY	2ND QUARTER
ARTIST STUDIO	12
BOARD DETERMINATION	3
CONTRACTOR LICENSE	45
ENVIRONMENTAL	81
HOUSING	37
LIGHTING	7
NOISE	18
PARKING	114
PEACE AND GOOD ORDER	7
PEDDLER	7
PERMITS	11
RENTAL REGISTRY	11
SAFETY	41
SIGNS	20
STATE	24
TAXI	104
TAXI VALIDATION	46
ZONING	117
<b>TOTAL</b>	<b>705</b>

