

2019 Complaints Summary - 2nd Quarter results

Number of Complaints by Month

Month	Total Cases
January	198
February	160
March	204
April	226
May	300
June	233
Total	1321

Number of Complaints by Hamlet

Hamlet	Count
Amagansett	110
East Hampton	208
Montauk	252
Springs	141
Wainscott	44
Total	755

Number of Complaints by Category

Category	Count
ARTSTUDIO	36
ASSTOTHDEPT	11
BOARD DET	4
CONT LICENSE	43
ENVIRONMENTAL	78
GOODORDER	6
HOUSING	35
LIGHTING	6
LITTERING	37
NOISE	18
PARKING	100
PD ASSIST	2
PEDDLER	7
PERMITS	19
RENTAL REG	10
SAFETY	71
SIGNS	20
STATE	21
TAXI	41
ZONING	194
Total	759

CASE FOLLOW-UP SUM

January	402
February	262

2018 Complaints Summary - 2nd Quarter

Number of Complaints by Month

Month	Total Cases
January	177
February	195
March	202
April	172
May	277
June	290
Total	1313

Number of Complaints by Hamlet

Hamlet	Count
Amagansett	111
East Hampton	253
Montauk	209
Springs	124
Wainscott	41
Total	738

Number of Complaints by Category

Category	Count
ARTSTUDIO	11
BOARD DET	3
CONT LICENSE	47
ENVIRONMENTAL	82
GOODORDER	7
HOUSING	45
LIGHTING	7
NOISE	18
PARKING	139
PEDDLER	7
PERMIT	7
PERMITS	4
RENTAL REG	4
RENTAL_REG	1
SAFETY	45
SIGNS	19
STATE	27
TAXI	145
ZONING	121
Total	739

March

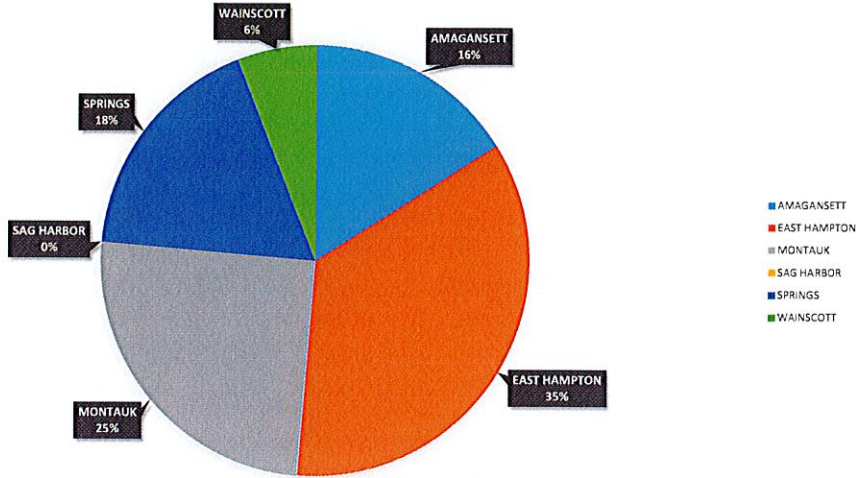
383

Total

1047

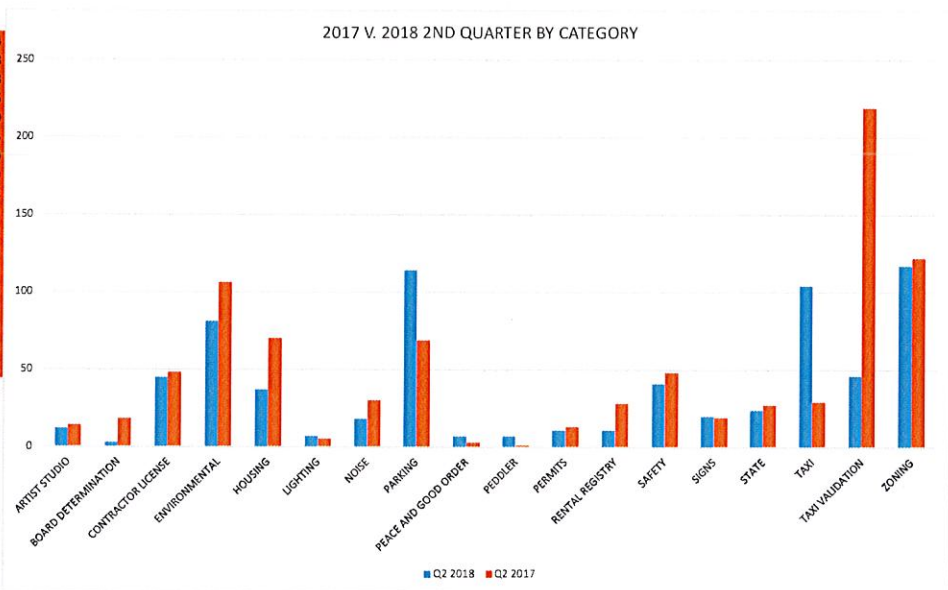
# 2ND QUARTER 2018

## 2nd QUARTERLY REPORT 2018 - CASES BY HAMLET



HAMLET	
AMAGANSETT	113
EAST HAMPTON	249
MONTAUK	177
SAG HARBOR	0
SPRINGS	125
WAINSCOTT	42
TOTAL	706

CATEGORY	Q2 2018	Q2 2017
ARTIST STUDIO	12	14
BOARD DETERMINATION	3	18
CONTRACTOR LICENSE	45	48
ENVIRONMENTAL	81	106
HOUSING	37	70
LIGHTING	7	5
NOISE	18	30
PARKING	114	69
PEACE AND GOOD ORDER	7	3
PEDDLER	7	1
PERMITS	11	13
RENTAL REGISTRY	11	28
SAFETY	41	48
SIGNS	20	19
STATE	24	27
TAXI	104	29
TAXI VALIDATION	46	219
ZONING	117	122
<b>TOTAL</b>	<b>705</b>	<b>869</b>



**HAMLET**

AMAGANSETT	71
EAST HAMPTON	412
MONTAUK	230
SAG HARBOR	0
SPRINGS	120
WAINSCOTT	34
<b>TOTAL</b>	<b>867</b>

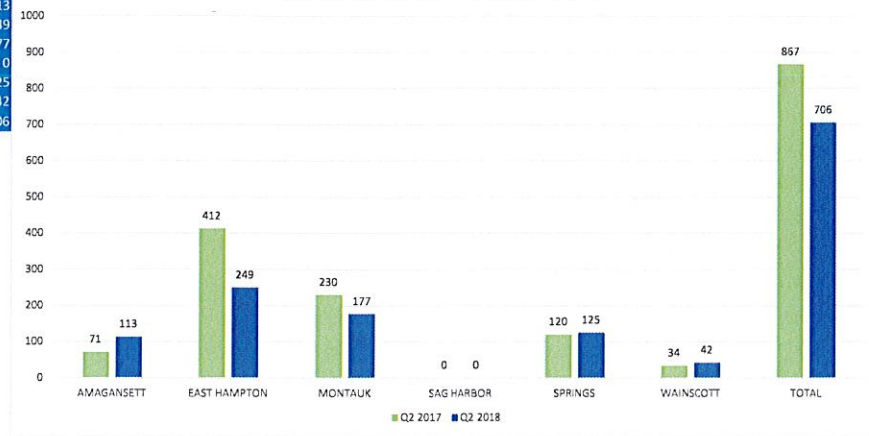
**Q2 2017 HAMLET**

AMAGANSETT	71
EAST HAMPTON	412
MONTAUK	230
SAG HARBOR	0
SPRINGS	120
WAINSCOTT	34
<b>TOTAL</b>	<b>867</b>

**Q2 2018**

AMAGANSETT	113
EAST HAMPTON	249
MONTAUK	177
SAG HARBOR	0
SPRINGS	125
WAINSCOTT	42
<b>TOTAL</b>	<b>706</b>

2ND QUARTERLY 2017 V. 2018 BY HAMLET



CATEGORY	2ND QUARTER
ARTIST STUDIO	12
BOARD DETERMINATION	3
CONTRACTOR LICENSE	45
ENVIRONMENTAL	81
HOUSING	37
LIGHTING	7
NOISE	18
PARKING	114
PEACE AND GOOD ORDER	7
PEDDLER	7
PERMITS	11
RENTAL REGISTRY	11
SAFETY	41
SIGNS	20
STATE	24
TAXI	104
TAXI VALIDATION	46
ZONING	117
<b>TOTAL</b>	<b>705</b>

