

East Hampton Town Airport
Memorial Day Weekend 2022
Operations & Complaints

Presented by Jim Brundige, Airport Director
Town Board Work Session June 7, 2022

Total Operations Memorial Day Weekend 2022

Thursday 5/26: 159 H:44 J:39 T:22 O:54

Friday: 5/27: 20 H:8 J:4 T:4 O: 4

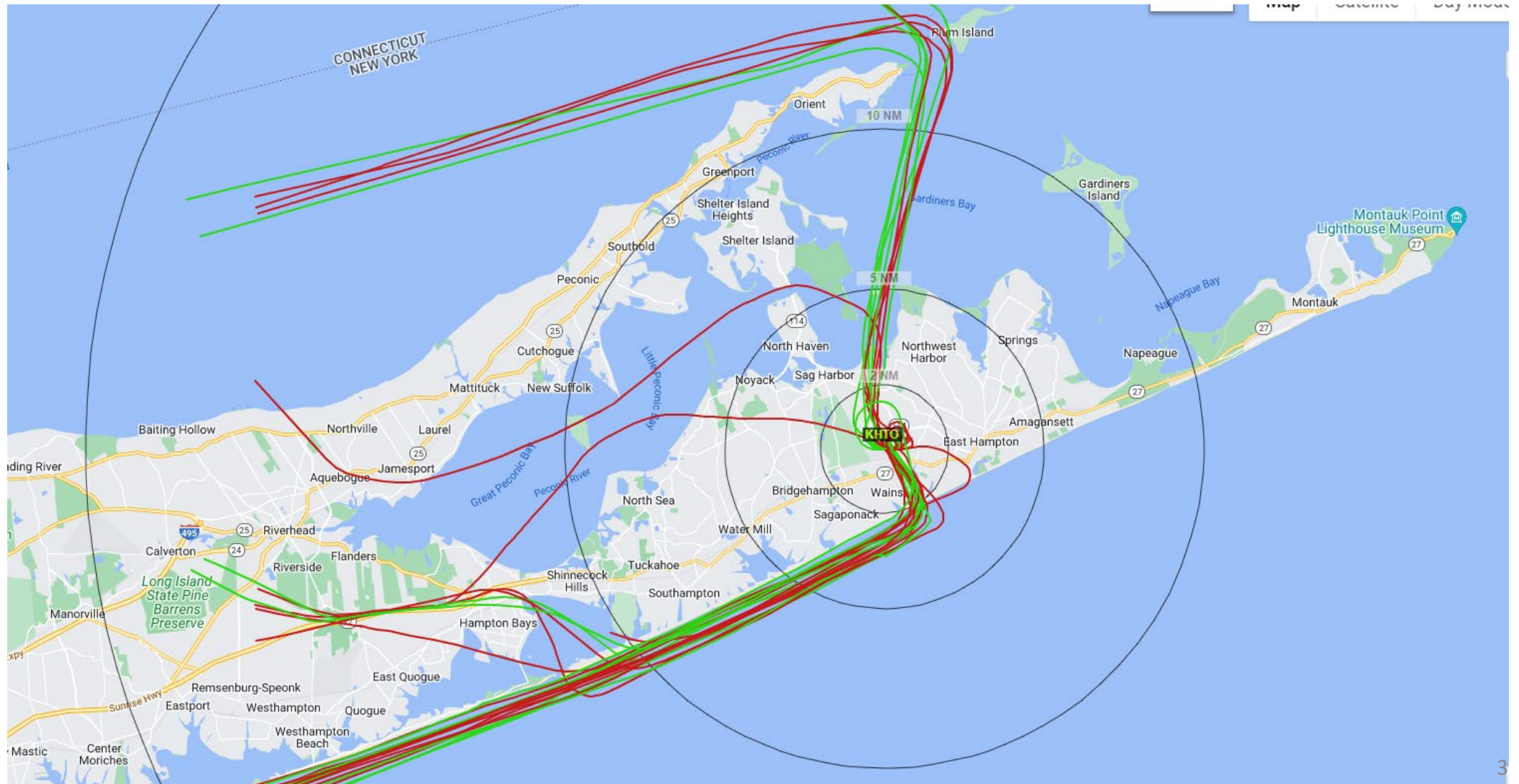
Saturday: 5/28: 23 H:10 J:2 T:2 O:9

Sunday: 5/29 119 H:18 J:23 T:19 O:59

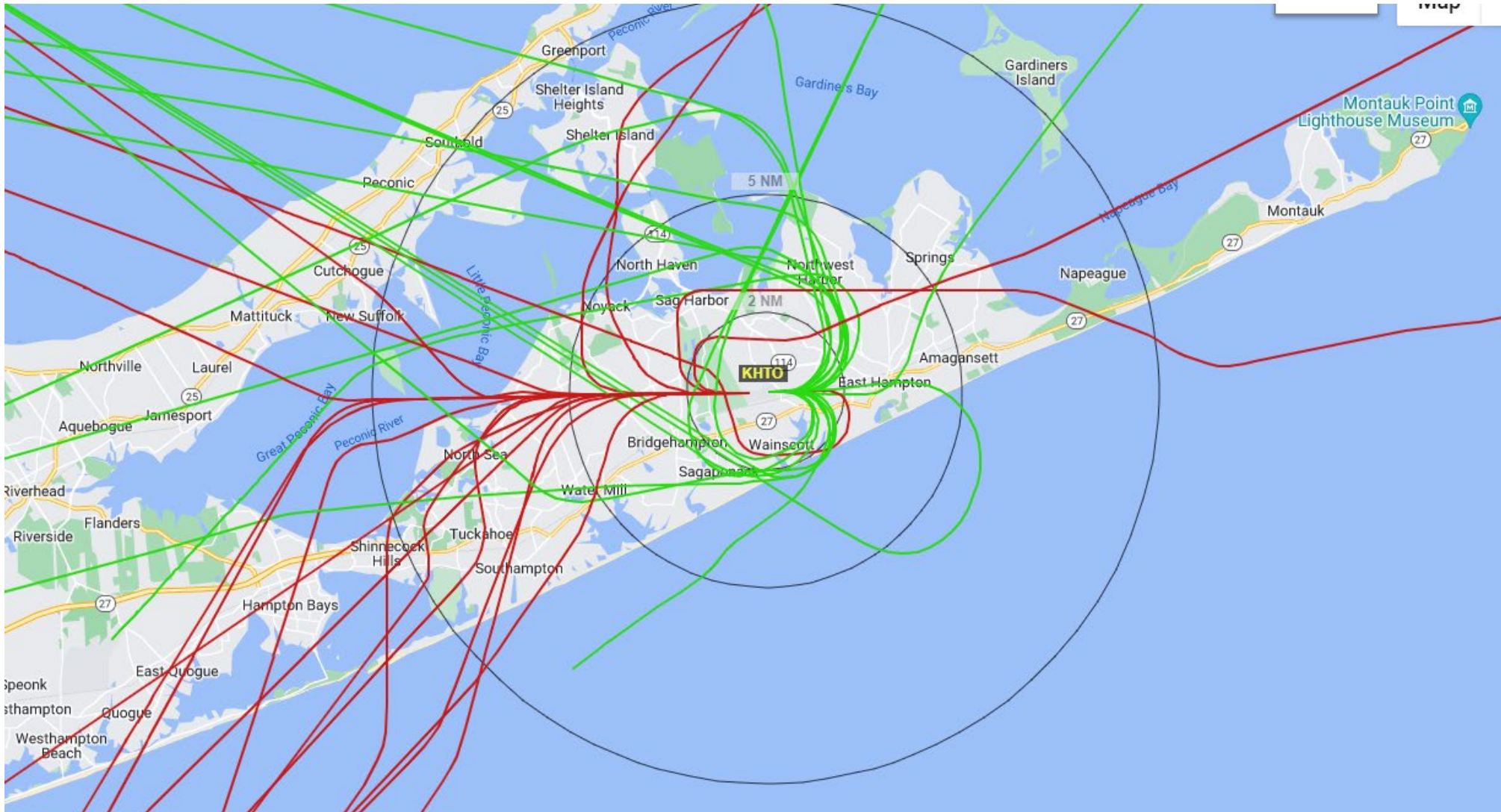
Monday: 5/30 212 H:100 J:39 T:29 O:44

Total: 533 (Revised by Vector 6/6/22)

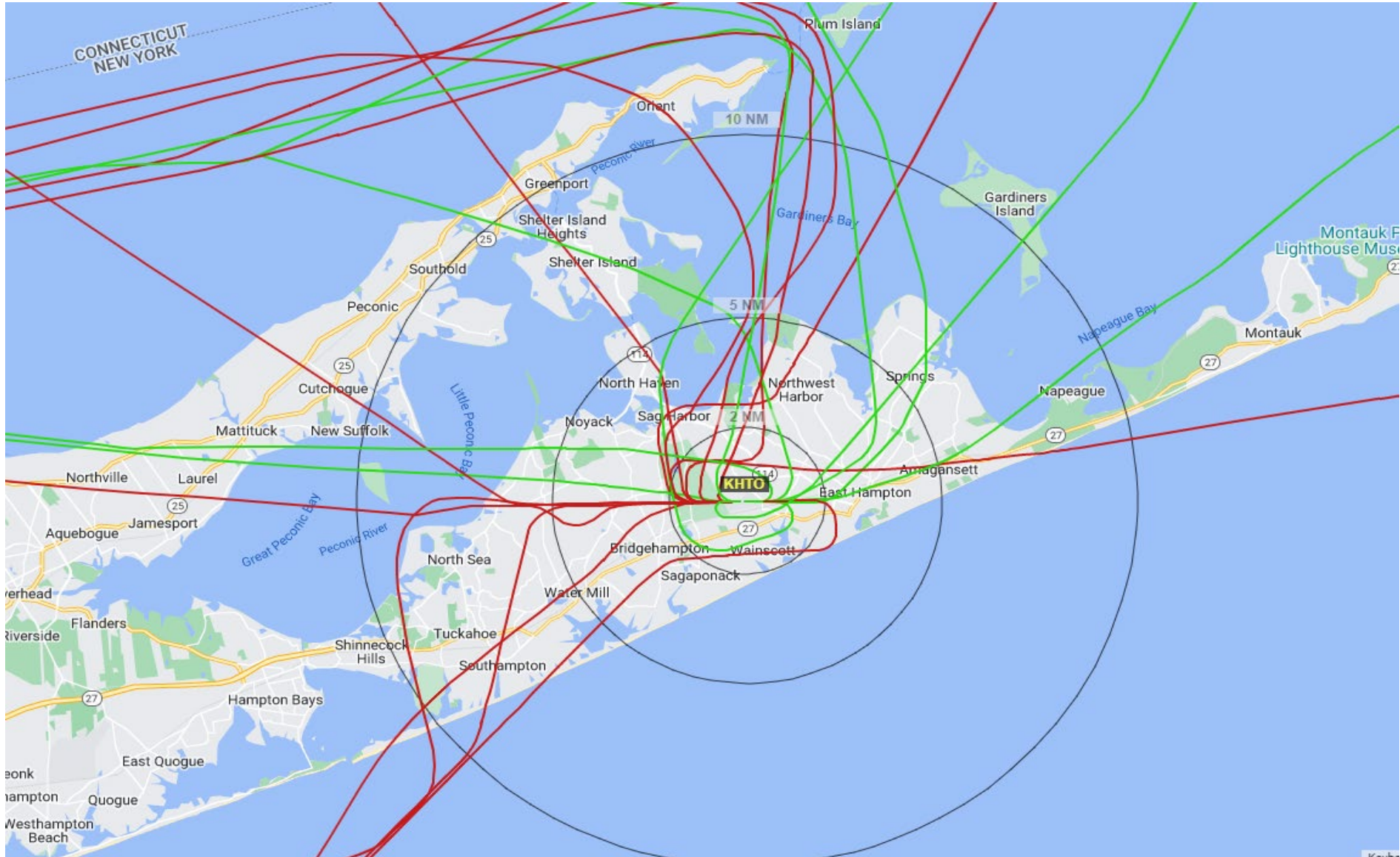
Helicopter Arrivals & Departures Thurs. May 26, 2022. 44 Ops



Jet Arrivals & Departures Thurs. May 26, 2022. 39 Ops



Turboprop Arrivals & Departures Thurs. May 26, 2022 22 Ops



PlaneNoise Complaint System Complaints Memorial Day Weekend 2022

Thursday, 26 May:

- Helicopter: 94
- Jet: 57
- Prop: 74
- Seaplane: 9
- Unknown: 26
- Multiple: 6

TOTAL: 266

Friday, 27 May:

- Helicopter: 33
- Jet: 17
- Prop: 13
- Seaplane: 6
- Unknown: 13
- Multiple: 2

TOTAL: 84

****PlaneNoise is one of two systems utilized by residents to register complaints; the other system is Air Noise Report. However, we do not have access to ANR data at this time.**

PlaneNoise Complaint System Complaints Memorial Day Weekend 2022

Saturday, 28 May:

-- Helicopters: 21
--Jet: 3
--Prop: 17
--Seaplane: 0
--Unknown: 11
--Multiple: 4

TOTAL: 56

Sunday, 29 May:

- Helicopters: 46
-- Jet: 53
--Prop: 77
--Seaplane: 1
--Unknown: 23
--Multiple: 4
--Fixed Wing: 1

TOTAL: 205

****PlaneNoise is one of two systems utilized by residents to register complaints; the other system is Air Noise Report. However, we do not have access to ANR data at this time.**

PlaneNoise Complaint System Complaints

Memorial Day Weekend 2022

Monday 30 May:

-- Helicopters: 354

-- Jet: 123

--Prop: 126

--Seaplane: 14

--Unknown: 31

--Multiple: 4

--Fixed Wing: 2

TOTAL: 654

****PlaneNoise is one of two systems utilized by residents to register complaints; the other system is Air Noise Report. However, we do not have access to ANR data at this time.**

APPENDIX

1			Source		Total Operations by type					
2	YEAR	Total	Local	Transient	Piston	Turboprop	Helicopters	Jets	Unknown	Seaplane*
3	2022	Ops			Engine	Single			Mode C	C-208
4					SE & ME	Twin				
5	Jan	516	198	318	290	34	120	72		2
6	Feb	586	290	296	372	30	114	70		0
7	Mar	676	328	348	416	42	156	62		4
8	Apr	1,176	394	782	660	92	260	164		
9	May									
10	Jun									
11	Jul									
12	Aug									
13	Sep									
14	Oct									
15	Nov									
16	Dec									
17	Totals for Year	2,954	1,210	1,744	1,738	198	650	368	0	6

Town of East Hampton 2021 Operations

YEAR 2021	Total Ops	Source		Total Operations by type					Unknown Mode C	Seaplane* C-208
		Local	Transient	Piston Engine SE&ME	Turboprop Single Twin	Helicopters	Jets			
Jan	1,284	666	618	748	58	266	212		4	
Feb	890	494	396	604	38	154	94		2	
Mar	1,210	660	550	760	68	184	198		4	
Apr	1,454	598	856	732	80	402	240		10	
May	2,754	898	1,856	1,138	312	854	450		62	
Jun	4,410	934	3,476	1,420	840	1,144	1,006		418	
Jul	5,758	886	4,872	1,554	1,364	1,376	1,464		576	
Aug	6,138	892	5,246	1,636	1,338	1,739	1,428		560	
Sep	3,666	842	2,824	1,234	684	1,056	692		312	
Oct	2,372	824	1,548	1,050	358	628	336		75	
Nov	1,472	414	1,058	624	148	494	206		4	
Dec	890	348	542	460	58	232	140		4	
Totals for Year	32,298	8,456	23,842	11,960	5,346	8,529	6,466		2,031	

*Split out from Turboprop

Town Of East Hampton 2020 Operations

YEAR 2020	Total Ops	Source		Total Operations by type				Unknown Mode C	Seaplane
		Local	Transient	Piston Engine SE& ME	Turboprop Single Twin	Helicopters	Jets		
Jan	802	482	320	566	22	160	54		6
Feb	834	506	328	624	16	144	50		0
Mar	796	450	346	530	50	116	100		0
Apr	622	420	202	474	12	70	66		0
May	1,242	470	772	654	108	166	314		34
Jun	2,650	590	2,060	1,022	416	526	686		156
Jul	4,330	1,364	2,966	2,006	766	704	854		326
Aug	4,574	1,262	3,312	1,906	862	740	1,066		332
Sep	3,486	852	2,634	1,364	538	834	750		232
Oct	2,616	924	1,692	1,236	362	648	370		148
Nov	2,068	868	1,200	1,062	130	528	348		16
Dec	1,384	720	664	782	72	302	228		9
Totals for Year	25,404	8,908	16,496	12,226	3,354	4,938	4,886	0	1,259

*Split out from Turboprop

Town of East Hampton 2019 Operations

YEAR 2019	Total Ops	Source		Total Operations by type					Unknown ModeC	Seaplane*
		Local	Transient	Piston Engine SE& ME	Turboprop Single Twin	Helicopters	Jets			
Jan	520	216	304	284	16	152	68		0	
Feb	642	330	312	440	28	148	26		0	
Mar	716	340	376	436	36	186	58		2	
Apr	896	430	466	568	60	192	76		20	
May	2,416	626	1,790	910	442	740	324		236	
Jun	3,840	708	3,132	1,170	874	1,224	572		538	
Jul	6,780	884	5,896	1,744	1,678	2,234	1,124		986	
Aug	7,410	992	6,418	1,848	1,918	2,334	1,310		1,072	
Sep	3,012	790	2,222	1,124	516	962	410		310	
Oct	1,526	684	842	824	188	356	158		102	
Nov	1,302	560	742	696	96	384	126		22	
Dec	760	394	366	482	64	144	70		8	
Totals for Year	29,820	6,954	22,866	10,526	5,916	9,056	4,322	0	3,296	

* Split out from Turboprop